


**DEWAN GLOBAL KIDS**  
**UNIT - II SYLLABUS 2019-20**  
**CLASS - U.K.G.**

**ENGLISH (WRITTEN):**

- Use of 'I' / 'am' - 'Am' is always used with 'I'.  
eg : I am John.  
I am a boy.
- Use of We/You/Are - 'Are' is always used with you (second or other person)  
'We' is used with 'Are'. (It refers to a group of person).  
eg - You are a boy.  
We are friends.
- Use of 'What' - 'What' is used to ask questions.  
eg - What is this?   
This is a ball.
- Use of consonant / vowel blends -  
Such as - 'SS', 'LL', 'Wh', 'Ck', 'ing'
- Fill in the blanks.
- Making of small compound sentence with or without pictures.
- Dictation words.

**PHONIC DRILL:**

- Sound of 'SS' and 'LL' words (Book Page No. 17, 18)
- Sound of 'WH' and 'CK' words (Book Page No. 13, 14)

**WORKSHEET KIDS ENGLISH:**

- Use of 'I / Am' (Book Page No. 75 and 76)
- Use of 'Are' (Book Page No. 66, 67, 68)
- Use of 'You / Are' (Book Page No. 77, 78)
- Use of 'What' (Book Page No. 72, 73, 74)

**PICTURE COMPOSITION:**

- A Mango, An Apple, A Brinjal, A Potato, A Tomato

- Write 2 lines on given pictures.

**ENGLISH ORAL:**

**PHONIC DRILL:**

- Sound of 'SS' and 'LL' words (Book Page No. 17, 18)
- Sound of 'WH' and 'CK' words (Book Page No. 13, 14)

**WORKSHEET KIDS ENGLISH:**

- Use of 'I / Am' (Book Page No. 75 and 76)
- Use of 'Are' (Book Page No. 66, 67, 68)
- Use of 'You / Are ' (Book Page No. 77, 78)
- Use of 'What' (Book Page No. 72, 73, 74)

**SONG:**

- The Duck Says

**STORY (ENGLISH):**

1. The Fox & The Crow
2. A Greedy Dog

**RHYMES:**

1. God made the sun
2. Mickey Mouse
3. Traffic Lights
4. Little Pussy


**DEWAN GLOBAL KIDS**  
**UNIT - II SYLLABUS 2019-20**  
**CLASS - U.K.G.**

**HINDI (WRITTEN):**

- ए, ऐ की मात्रा के शब्द  
उदाहरण – ए ( ँ ) “के से ने” – तथा “पे से हे”
- वर्णों का मेल – अक्षरों के साथ ए, ऐ की मात्रा लगाकर शब्द बनाएँ।  
जैसे म + ँ + ज = मेज  
र + ँ + ल = रेल
- वाक्य बनाओ – चित्र और शब्दों को देखकर छोटे-छोटे वाक्य बनाओ

(ए, ऐ)

जैसे 1. सेब – राम सेब खा।

2.  – मेज पर किताब रख।

- चित्र देखकर शब्द लिखो व उचित मात्रा लगाओ।



रेल

- रिक्त स्थानों की पूर्ति करो।  
जैसे – वे खेत से सेब लाए।
- फूलों के नाम जैसे – केला, सेब।
- जानवरों के नाम जैसे – हाथी, शेर
- महीनों के नाम – एक वर्ष में बारह महीने होते हैं।  
जनवरी, फरवरी ————— दिसम्बर।
- एक शब्द में उत्तर दो।
- आ से ऐ की मात्रा के शब्दों का अभ्यास (इमला) वाक्यों का अभ्यास

**स्वर ज्ञान:**

- ए की मात्रा (पृष्ठ सं० 44, 45, 46, 47)
- ऐ की मात्रा (पृष्ठ सं० 51, 52, 53, 54, 55)

### HINDI (ORAL):

#### स्वर ज्ञान:

- 'ए' की मात्रा (पृष्ठ सं० 41, 42, 43, 44)
- 'ऐ' की मात्रा (पृष्ठ सं० 48, 49, 50, 51)

#### कविताएँ:

1. आम
2. प्रार्थना
3. भोली चिड़िया
4. चंदा मामा

#### कहानी:

- भेड़िया और बकरी
- कजूस व्यक्ति

**DEWAN GLOBAL KIDS**  
**UNIT - II SYLLABUS 2019-20**  
**CLASS - U.K.G.**

**MATHS (WRITTEN):**

- Counting (350 to 449)
- Backward Counting (449 to 350)
- Number Names (70 to 90)  
eg : 70 - Seventy, 71 - Seventy One

- The Idea of Numbers Zero
- Simple addition (with 2 digits)

$$\begin{array}{r} 24 \\ + 42 \\ \hline \end{array}$$

Addition means putting together

- Addition on Number line
- Tables 2 to 7
- Dodging tables (2 to 7)
- Put the correct sign  $>$ ,  $<$  or  $=$

eg :  $75 \leq 89$

$130 \geq 113$

- What comes before, after, between.

eg :       $\textcircled{39}$        $\textcircled{40}$                        $\textcircled{49}$        $\textcircled{50}$   
                 39 comes before 40                      50 comes after 49

$\textcircled{89}$        $\textcircled{90}$        $\textcircled{91}$   
                                 90 comes in between 89 and 91

- Our Indian Currency
- Ring the smallest number and greatest number.

eg : Ring the smallest number -

$\textcircled{29}$       105      250      82

Ring the greatest number -

218       $\textcircled{410}$       25      98

- Counting in TENS - One more than nine is ten. A set of ten object makes one ten.
- Dodging numbers.

### **MATH MADE FUN B:**

- Addition of Numbers (Book Page No. 43, 44, 46, 47)
- Addition on Number line (Book Page No. 45)
- Counting in TENS (Book Page No. 52, 53, 54, 57)
- Numbers 21 to 100 (Book Page No. 25, 26, 27, 33, 34, 40)
- Addition on Number line (Book Page No. 45)
- The Idea of Numbers Zero (Book Page No. 22, 23)
- Our Indian Currency (Book Page No. 68)

### **MATHS (ORAL):**

- Counting 0 to 449
- Backward Counting (449 to 0)
- Number names 0 to 90
- Tables 2 to 7
- Dodging Tables 2 to 7

**DEWAN GLOBAL KIDS**  
**UNIT - II SYLLABUS 2019-20**  
**CLASS - U.K.G.**

**G.K. (WRITTEN):**

- Water / Marine animals - These are those animals which live in water.  
eg : Dolphin, Shark etc.
- Birds  
eg : Crow, Ostrich etc.
- Animals and their homes.  
eg : Dog, Kennel
- Animals and their sound.  
eg - Cat, Mews
- Living and non-living things -
- Living things have life. eg : Plants, Animals etc.
- Non - living things are the one's who are not alive.  
eg : Pen, Door etc.
- Different types of houses.  
eg- Brick house, Tent etc.
- Fill in the blanks.
- One word answer.
- Jumbled words
- True / False
- Match the picture

**CONCEPT BOOK:**

- Water / Marine animals (Book Page No. 41, 42)
- Birds (Book Page No. 35, 36)
- Animals and their homes. (Book Page No. 44)
- Living and non-living things (Book Page No. 47 & 48)
- Different types of houses (Book Page No. 52, 53)

**G.K. (ORAL):**

- Birds (Book Page No. 35, 36)
- Water / Marine animals (Book Page No. 41, 42)
- Animals and their homes. (Book Page No. 44)
- Living and non-living things (Book Page No. 47)
- Different types of houses (Book Page No. 52)

**ART & CRAFT**

- Book Page No. 17 to 24



**DEWAN GLOBAL KIDS**  
**SYLLABUS 2019-20**  
**CLASS - U.K.G.**

**STORIES:**

**THE FOX AND THE CROW**

One day a hungry fox saw a crow sitting on a tree, with a piece of cheese in his beak. I must trick that bird and get the cheese. What a beautiful bird you are! I am sure you have a very sweet voice, too Won't you sing a song for me? The foolish crow felt so proud of himself than he opened his beak to sing. Down fell the cheese, and the clever fox ate it up and ran away, laughing to himself. Moral : Foolish pride always has a fall.

**A GREEDY DOG**

One day a dog found a piece of bone while crossing the river. He saw his own reflection in the water. He thought that there is another dog with a bone. His mouth watered. He jumped in to the water to snatch the bone. But Alas! his own bone lost. **So the moral of the story.** 'We should not be Greedy'.

**SONG - THE DUCK SAYS**

The ducks on the farm say, "Quack, Quack, Quack"

[Duck Gesture]

The mice on the farm say, "Squeak, Squeak, Squeak"

[Mouse Gesture]

The chicken on the farm say, "Cluck, Cluck, Cluck"

[Chicken Gesture]

"Quack, Squeak, Cluck"

[Duck Gesture. Mouse Gesture. Chicken Gesture]

The pigs on the farm say, "Oink, Oink, Oink"

[Pig Gesture]

The goats on the farm say, "Meh, Meh, Meh"

[Goat Gesture]

The sheep on the farm say, "Baa, Baa, Baa"

[Sheet Gesture]

"Onik, Meh, Baa"

[Pig Gesture, Goat Gesture, Sheep Gesture]

The horses on the farm say, "Neigh, Neigh, Neigh"

[Horse Gesture]

The cows on the farm say, "Moo, Moo, Moo"

[Cow Gesture]

The roosters on the farm say,  
 [Rooster Gesture]  
 "Neigh, Moo, Cock-a-doodle-doo"  
 [Horse Gesture, Cow Gesture, Rooster Gesture]  
 "Neight. Moo. Cock-a-doodle-doo"  
 Let's try it a little faster.  
 The ducks on the farm say, "Quack, Quack, Quack"  
 The mice on the farm say, "Squeak, Squeak, Squeak"  
 The chickens on the farm say, "Cluck, Cluck, Cluck"  
 "Quack, Squeak, Cluck"  
 Okay a little faster.  
 The pigs on the farm say, "Oink, Oink, Oink"  
 The goats on the farm say, "Meh, Meh, Meh"  
 The sheep on the farm say, "Baa, Baa, Baa"  
 "Oink, Meh, Baa"  
 Okay, Super Fast!  
 The horses on the farm say, "Neigh, Neigh, Neigh"  
 The cows on the farm say, "Moo, Moo, Moo"  
 The roosters on the farm say, "Cock-a-doodle-doo"  
 Farm say, "Cock-a-doodle-doo"  
 "Neigh, Moo, "Cock-a-doodle-doo"  
 "Neigh, Moo, "Cock-a-doodle-doo"

### HINDI - कहानी भेड़िया और बकरी

एक बार भेड़िये ने एक पहाड़ी की चोटी पर एक बकरी को खड़ा देखा तो कहने लगा "प्रिय बकरी नीचे आ जाओ। यहाँ पर घास ज्यादा बड़ी और लम्बी है।"

"धन्यवाद" बकरी ने उत्तर दिया। "हो सकता है नीचे घास बहुत अच्छी हो परन्तु यदि मैं नीचे आ गई तो तुम्हें एक अच्छा भोजन अवश्य मिल जाएगा। इसलिए मैं यही रहना पसन्द करूँगी, जहाँ तुम पहुँच नहीं सकते। कम से कम मैं यहाँ सुरक्षित तो हूँ"।

शिक्षा – कभी भी दूसरों को अपनी शिष्टता का फायदा मत उठाने दो।

### कहानी – कंजूस व्यक्ति

एक बार की बात है गाँव में एक कंजूस व्यक्ति रहता था। उसने अपने सारे पैसां से सोने की एक मोटी ईंट बनवाकर घर के पास ही एक गड्ढे में छुपाई हुई थी। वह हर दिन उस गड्ढे को खोदता, उसमें से ईंट निकालता और उसे देखकर मुस्कराता और वापस वहीं छुपा देता। एक रात उसकी सोने की ईंट चोरी हो गई। इसलिए कंजूस व्यक्ति रो रहा था। उसके एक मित्र ने उसे रोते देखकर कहा, "तुम एक पत्थर को एक गड्ढे में दबा दो और रोज़ उसे उसी

प्रकार देखते रहो। जब सोने की ईंट तुम्हारे पास थी तब भी तुमने एक भी पैसा खर्च नहीं किया था। क्या वह सोने की ईंट उस पत्थर से अच्छी थी।  
शिक्षा : कंजूसी करना बुरी आदत है।

**DEWAN GLOBAL KIDS**  
**FINAL ASSESSMENT SYLLABUS 2019-20**  
**CLASS - U.K.G.**

**ENGLISH (WRITTEN):**

- Revision of all phonic sound (example ch, sh, th, sound)
- Opposites
- Use of this/that
- Use of these/those
- Use of a/an
- Make sentences
- Days of the week
- Months of the year
- Action words/doing words
- Picture composition (Birds & Flowers)
- Short Stories - One word answer based on stories
- 5 Lines Essay
- Find the naming words
- Worksheet practice for grammar topics
- Fill in the blanks
- Dictation words

**WORKSHEET KIDS ENGLISH:**

- Opposites (Book Page No. 87, 88)
- Days of the week (Book Page No. 89, 90)
- Months of the year (Book Page No. 91, 92, 93)
- Myself (Book Page No. 94)
- Action words/Doing words (Book Page No. 84, 85, 86)
- Revision whole syllabus

**ENGLISH ORAL**

## **WORKSHEET KIDS ENGLISH**

- Opposites (Book Page No. 87)
- Days of the week (Book Page No. 89)
- Months of the year (Book Page No. 91, 92)
- Myself (Book Page No. 94)
- Action words/Doing words (Book Page No. 84)
- Revise whole syllabus (UT-1, Half Yearly, UT-2)

### **SONGS:**

- The Wheels on the Bus

### **STORY:**

- The Lion & the mouse
- A Naughty Shepherd Boy

### **RHYMES:**

- Mr. Sun
- Good Manners
- Shapes
- A Tailor, A Cobbler, A Policeman
- Two little dicky birds

**DEWAN GLOBAL KIDS**  
**FINAL ASSESSMENT SYLLABUS 2019-20**  
**CLASS - U.K.G.**

**HINDI (WRITTEN):**

- आ, इ, ई, उ, ऊ, ए, ऐ की मात्रा का पुनः अभ्यास
- ओ, औ, अं ( ं ), अः ( ः ), अ ( ँ ), ऋ ( ॠ ), र-पदेन ( रं ), र-रेफ ( रं ), आधे अक्षर वाले शब्द

उदाहरण 'ओ' – 'को से नो' तथा 'पो से हो'

औ – 'कौ से नौ' तथा 'पौ से हौ'

अं – 'कं से नं' तथा 'पं से हं'

- वर्णों का मेल – अक्षरों के साथ ओ, औ, अं लगाकर शब्द बनाएँ।  
जैसे – त + े + त + ा = तोता
- वाक्य बनाओ – चित्र और शब्दों को देखकर छोटे-छोटे वाक्य बनाओ।  
(ओ, औ, अं)  
जैसे 1. खरगोश – खरगोश गाजार खाता है।  
2. घर – मेरे घर में गुलाब का पौधा है।
- चित्र देखकर शब्द लिखो व उचित मात्रा लगाओ।



झण्डा

- रिक्त स्थानों की पूर्ति करो।

जैसे – आज सोमवार है।

- गिनती 0–20

1. एक १

2. दो २

- सप्ताह के दिन—एक सप्ताह में सात दिन होते हैं।

सोमवार, मंगलवार – – – – – – – – – – रविवार

- सभी मात्राओं का अभ्यास (इमला – आ, इ – – – – अं)

- निबन्ध (5-5 पंक्तियाँ)

#### स्वर ज्ञान:

- ओ ( े ) की मात्रा पृष्ठ सं० 59, 60, 61, 62
- औ ( ै ) की मात्रा पृष्ठ सं० 66, 67, 68
- अं ( ं ) की मात्रा पृष्ठ सं० 72, 73, 74
- अः ( ः ) की मात्रा पृष्ठ सं० 77, 78, 79
- अँ ( ँ ) की मात्रा पृष्ठ सं० 83, 84
- ऋ ( ृ ) की मात्रा पृष्ठ सं० 86, 87
- र-पदेन ( ऌ ) की मात्रा पृष्ठ सं० 89
- र-रेफ ( ॆ ) की मात्रा पृष्ठ सं० 91
- अः, अँ ( ँ ), ऋ ( ृ ) र-पदेन ( ऌ ), र-रेफ ( ॆ ), आधे अक्षर वाले शब्द परीक्षा में नहीं आएंगे।

#### HINDI ORAL:

- ओ ( े ) की मात्रा पृष्ठ सं० 56, 57, 58, 59
- औ ( ै ) की मात्रा पृष्ठ सं० 63, 64, 65, 66
- अं ( ं ) की मात्रा पृष्ठ सं० 69, 70, 71, 72

#### कविताएँ:

1. परियों का सपना
2. दुनिया
3. धोबी आया
4. सवेरा

#### कहानी:

1. खरगोश और कछुआ
2. पूरे पाठ्यक्रम की कहानी याद करो।
  - पूरे पाठ्यक्रम की कविताएँ याद करो।
  - पूरे पाठ्यक्रम के स्वर लोक पुस्तिका के पृष्ठों को पढ़ने का अभ्यास करो।

**DEWAN GLOBAL KIDS**  
**FINAL ASSESSMENT SYLLABUS 2019-20**  
**CLASS - U.K.G.**

**MATHS (WRITTEN):**

- Counting 0 to 500
- Backward counting 500 to 0
- Number names 0 to 100
- Simple Addition (2 digit)

$$\begin{array}{r} \text{T} \quad \text{O} \\ 2 \quad 3 \\ + 1 \quad 2 \\ \hline 3 \quad 5 \end{array}$$

Step 1 : Add ones to ones  $3+2=5$   
Step 2 : Add tens to tens  $2+1=3$

- Simple subtraction (2 digit)

$$\begin{array}{r} \text{T} \quad \text{O} \\ 8 \quad 4 \\ - 1 \quad 2 \\ \hline 7 \quad 2 \end{array}$$

Step 1 : Subtract ones from ones  $4-2=2$   
Step 2 : Subtract tens from tens  $8-1=7$

- Dodging numbers
- Tables 2 to 10
- Dodging tables 2 to 10
- Ascending / Descending order - "Ascending order" means smallest to largest.

eg : 2    4    8    7    -    (2)    (4)    (7)    (8)

- "Descending order" means largest to smallest.

eg : 6    9    5    4    -    (9)    (6)    (5)    (4)

- Expanded form - It is a way of writing numbers

eg :  $\begin{array}{l} \text{HTO} \\ 5 \ 2 \ 1 = 5 \ 0 \ 0 + 2 \ 0 + 1 \end{array}$


- Complete the pattern

eg :  $\square / \square \quad \square \backslash \square \quad \square / \square \quad \square \backslash \square$

- Story sums
- Straight Curve
- Recognition of common shapes.

eg : Circle, Triangle

- Time - A clock tells us time.
- Revision all syllabus (UT-1, Half Yearly, UT-2)



### **MATHS MADE FUN (B):**

- Number names (Book Page No. 35, 36, 37, 40 (Circle the correct numeral) 42
- Simple addition (Book Page No. 35, 36, 37 (Fill in the boxes), 70 (Add)
- Simple subtraction (Book Page No. 48, 50, 51, 55, 56, 58, 59, 70) Subtract
- Subtraction on number line (Book Page No. 49)
- Story sums on subtraction (Book Page No. 61)
- Story sums on addition (Book Page No. 60)
- Addition / Subtraction sums (Book Page No. 24)
- Ascending/Descending order (Book Page No. 19, 32 (arrange in ascending/descending order) 41
- Complete the pattern (Book Page No. 63)
- Shapes (Book Page No. 65, 66)
- Straight Curve (Book Page No. 64)
- Time (Book Page No. 67)

### **MATHS (ORAL):**

- Counting 0 to 500
- Backward counting 500 to 0
- Table 2 to 10
- Dodging tables 2 to 10
- Number names 0 to 100



**DEWAN GLOBAL KIDS**  
**FINAL ASSESSMENT SYLLABUS 2019-20**  
**CLASS - G.K.**

**G.K. (WRITTEN):**

- Name of flowers eg - Rose, Lotus
- Modes of communication - Things through which we can communicate.  
eg - Mobile
- Healthy Foods
- Animals with their young ones and food
- Air pollution
- Good Habits
- Games (Indoor/Outdoor)
- Fill in the blanks
- True/False
- Match the following
- Answer in one word

**CONCEPT BOOK:**

- Modes of communication (Book Page No. 13)
- Healthy Foods (Book Page No. 31, 33, 34)
- Animals (Book Page No. 43, 46)
- Air Pollution (Book Page No. 49, 50, 51)
- Good Habits (Book Page No. 11)
- Games (Indoor/Outdoor) Book Page No. 54, 55
- Revise whole syllabus (UT-1 Half Yearly, UT-2)

**G.K. ORAL:**

- Flowers
- Modes of Communication
- Healthy Foods (Book Page No. 32)
- Animals with young ones (Book Page No. 45)
- Good Habits (Book Page No. 11)

- Read Complete Book

### **ART & CRAFT:**

- Book Page No. 25 to 31

### **STORIES:**

#### **THE LION AND THE MOUSE**

One day a lion was fast asleep, When a little mouse jumped on his nose and woke him up. How dare you wake up! he said to the mouse, I will punish you by eating you up! Oh, great king! said the little creature. I am so small! Let me go and I will help you one day! The lion felt sorry for the mouse and let him go. A few days later, the lion was caught in a hunter's net, and was roaring loudly. The little mouse heard him and ran to see what was the matter. 'Don't worry! Don't worry my friend!' said the little creature. 'I will get you out!' The mouse nibbled the net and made a big hole in it. Soon, the king of the jungle is free again. Moral : No one is too small or too weak to help another.

#### **A NAUGHTY SHEPPERD BOY**

A Naughty shepherd boy made a fun of people. He shouted save me, save me a tiger is coming. When the people came there, he laughed Ha.... Ha.... and said nothing is here. One day a real tiger came, he shouted and cried save me, save me, a tiger is coming but no one came for his help. The tiger killed him and ate him chap..... chap.... chap..... Moral of the story - Don't tell a lie.

### **SONG:**

#### **THE WHEELS ON THE BUS**

The wheels on the bus go round and round,  
round and round  
round and round  
The wheels on the bus go round and round,  
all through the town

The wipers on the bus go Swish, Swish, Swish  
Swish, Swish, Swish  
Swish, Swish, Swish  
The wipers on the bus go Swish, Swish, Swish  
all through the town

The horn on the bus goes Beep, Beep, Beep  
Beep, Beep, Beep  
Beep, Beep, Beep  
The horn on the bus goes Beep, Beep, Beep  
all through the town

The money on the bus goes, Clink, Clink, Clink  
Clink, Clink, Clink  
Clink, Clink, Clink  
The money on the bus goes, Clink, Clink, Clink  
all though the town

The Driver on the bus says "Move on back.  
move on back, move on back"  
The Driver on the bus says "Move on back.  
all through the town

The baby on the bus says, "Wah, Wah, Wah"  
"Wah, Wah, Wah"  
"Wah, Wah, Wah"  
The baby on the bus says, "Wah, Wah, Wah"  
all though the town

### कहानी – खरगोश और कछुआ

एक जंगल में एक खरगोश रहता था। वह सारे जंगल में खूब तेज दौड़ता फिरता था। एक बार उसने कछुए से कहा तुम कितने धीरे चलते हो मैं निश्चय ही तुम्हे दौड़ में हरा सकता हूँ।

कछुआ बोला "निश्चित ही मैं धीरे चल पाता हूँ पर तुमसे दौड़ लगाने के लिए तैयार हूँ।

दोनों ने दौड़ शुरू की। खरगोश को अभिमान था कि वह हवा की तरह तेज़ दौड़ सकता है और वह जरूर जीतेगा। आधे रास्ते पहुँचकर उसने देखा कि कछुआ बहुत पीछे रह गया है। उसने सोचा "मेरे पास बहुत समय है क्यों न ठंडी हवा में एक झपकी ले लूँ। यह सोच कर वह सो गया"।

कछुआ लगातार चलता रहा। धीरे-धीरे चलते हुए कछुआ विजय स्थल पर पहुँचकर दौड़ जीत गया।

शिक्षा – हमें इस कहानी से यह शिक्षा मिलती है कि हमें कभी भी दूसरे व्यक्ति को या सामने वाले व्यक्ति को कमजोर नहीं समझना चाहिए।