






DEWAN GLOBAL KIDS
SYLLABUS 2019-20
CLASS - U.K.G.

UNIT - I ENGLISH (WRITTEN):

- Vowels and consonants and their use a, e, i, o, u
 - C.V.C words (a, e), use of consonant - vowel eg : ab, at
 - Use of consonant / vowel blends - Such as 'sh', 'ch', 'ea' and 'ee'
 - Use of Articles - eg : a, an, the
 - Use of Preposition - Which tells position of (object/person) noun in a sentence.
eg - in, on, under
 - Use of This / That
 - This - This is used for near objects or things.
eg -  This is a tree.
 - That - That is use for far objects or things.
eg - That is a ball. 
 - Use of Noun of numbers as Singular / Plural - One/Many
eg - Cap - Caps
 - Making of small compound sentence with or without pictures.
1. Boy - I am a boy.
2.  I have many toys.
- Writing skills composition, small essays and paragraphs.
eg - Myself, My School
 - Match the picture.
eg - Tree 
Book 
 - Dictation words.
 - Joining of letters

PHONIC DRILL BOOK:

- The 'sh' sound book page no. 11, 12

- The 'ch' sound book page no. 9, 10
- The sound of vowel 'EA' book page no. 1, 2
- The sound of vowel 'EE' book page no. 3, 4

(WORKSHEET) KIDS ENGLISH BOOK:

- Book page no. 3, 4, 5, 6, 7, 8 and 9
- Book page no. 10, 11, 12, 13, 14, 15, 16, 17
- Use of a/an book page no. 42, 43 and 44
- Use of in/on/under book page no. 48, 49, 50, 51, 52, 53, 54, 55 and 56.
- Use of this/that book page no. 69, 70, 71
- Use of this/those book page no. 57, 58 and 59

ENGLISH ORAL:

- Phonic Drill 'EA' words - Book page no. 1
- 'EE' sound words - book page no. 3
- 'CH' sound words - book page no. 9
- 'SH' sound words - book page no. 11

WORKSHEET KIDS ENGLISH:

- Use of a, an book page no. 42 and 43
- Use of in/on/under book page n. 48, 51 and 54
- Use of this/that book page no. 69
- Use of this/those book page no. 57

SONG:

- If you're Happy

STORY:

- Our Body

RHYMES:

- Five little soldiers
- The family
- Ten Little Finger
- Just me

DEWAN GLOBAL KIDS
SYLLABUS 2019-20
CLASS - U.K.G.

HINDI WRITTEN:

पुर्नअभ्यास दो, तीन, चार अक्षर के शब्द

जैसे:-क + ल - कल

क + ल + श - कलश

श + र + ब + त - शरबत

- आ (I) की मात्रा के शब्द "का से ना" तथा "पा से हा"

जैसे:-का

खा

गा

.....

.....

ना

- वर्णों का मेल - अक्षरों के साथ 'आ' की मात्रा लगाकर शब्द बनाएँ।

जैसे:-न + ा + क - नाक

ह + ा + य - हाथ

- वाक्य बनाओ - चित्र और शब्दों को देखकर छोटे-छोटे वाक्य बनाओ।

जैसे:-1. गाजर - राधा गाजर खा।

2.  - माला पहन।

- चित्र देखकर शब्द लिखो व उचित मात्रा लगाओ।



- आम

- रिक्त स्थान की पूर्ति करो।

जैसे:-राधा का चाचा आया।

- शरीर के अंगों के नाम (आ (I) की मात्रा वाले)

जैसे:— कान, हाथ

- सब्जियों के नाम (आ (I) की मात्रा वाले)

जैसे:—गाजर, टमाटर

- रंगों के नाम (आ (I) की मात्रा वाले)

जैसे:—लाल, काला

- इमला (आ (I) की मात्रा वाले)

स्वर ज्ञान:

- आ (I) की मात्रा का अभ्यास पृष्ठ सं० 5, 6, 7, 8, 9, 10, 11

HINDI ORAL:

- दो, तीन अक्षरों के शब्द (पृष्ठ सं० 1, 2)
- चार अक्षरों के शब्द (पृष्ठ सं० 3)
- 'आ' (I) की मात्रा का ज्ञान (पृष्ठ सं० 5, 6, 7, 8)

कविताएं:

1. मेरा भारत महान
2. दादी अम्मा
3. मोहन गाँधी
4. खिलौने

कहानी:

- चीटी और चिड़ड़ा

DEWAN GLOBAL KIDS
SYLLABUS 2019-20
CLASS - U.K.G.

MATHS (WRITTEN):

- Counting (0 to 179)
- Backward Counting (100 to 0)
- Number Names (0 to 29)
eg : 1 - One, 2 - Two
- Concept of smallest and greatest number.



Look at the numbers on the box.

- The largest number is 8.
- The smallest number is 1.
- Skip counting by 2s and 3s. To skip count you add the same number over and over.

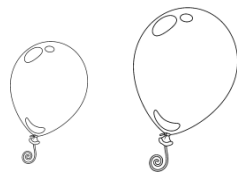
eg : Skip counting by 2s - 2 ③ 4 ⑤
 6 ⑦ 8 ⑨

- Dodging numbers
- Table of 2, 3
- Dodging tables.

eg : **T O** **T O** **T O**
 . 2 × . 3 = . 6
 . 3 × . 4 = 1 2

- Comparison when we make comparison, we say bigger or smaller & so on.

eg :



- Collection - A group of objects is called a collection.

eg.  A Collection of balls.

MATH MADE FUN B:

- Counting [Book Page No. 28 (Write 1 to 50) and 38]
- Backward counting [Book Page No. 12, 28 (Backward Counting 50 to 1) and 39]
- Number names (Book Page No. 10, 11 and 13)
- Collection (Book Page No. 7, 8 and 9)
- Circle the smallest and largest (Book Page No. 18 and 31)
- Skip counting by 2's (Book Page No. 62)
- Comparison (Book Page No. 2, 3, 4, 5 and 6)

MATHS (ORAL):


- Counting 0 to 179
- Backward Counting (100 - 0)
- Number name 0 to 29
- Table of 2, 3

DEWAN GLOBAL KIDS
SYLLABUS 2019-20
CLASS - U.K.G.

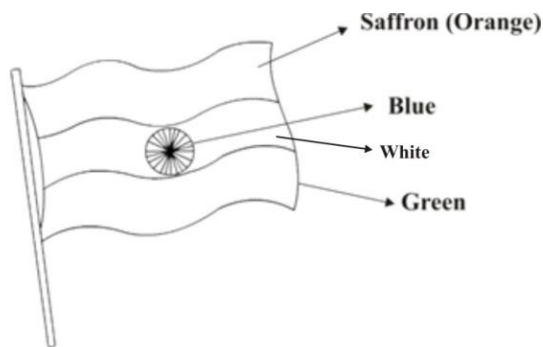
G.K. (WRITTEN):

- Parts of Body - It includes all the parts of the body.

eg.  - Eyes

 - Nose

- Sense organs - Human beings have five sense organs i.e. eyes, ear, nose, tongue and skin.
- Colours name - Red, Yellow, etc.
- Family members - The people who live with us are known as family members.
eg. Father, Mother etc.
- My country - Indian flag



- Water : Sources, Uses
Water sources - These are those sources where we get water like - Well, Lake, Sea, Rain etc.
- Choose the correct option.

CONCEPT BOOK:

- Myself (Book Page No. 3, 4, 7, 8, 9 and 10)
- My family (Book Page No. 5)
- Parts of my body (Book Page No. 6)
- My Country (Book Page No. 14 and 15)
- Water : Sources, uses (Book Page No. 16, 17, 18, 19, 20 and 21)

G.K. (ORAL):

CONCEPT BOOK:

- Myself (Book Page No. 3, 8 and 9)
- My family (Book Page No. 5)
- Parts of my body (Book Page No. 6)
- Water: Sources and uses (Book Page No. 16 and 17)

ART & CRAFT:

- Book Page No. 1 to 8

**DEWAN GLOBAL KIDS
SYLLABUS 2019-20
CLASS - U.K.G.
SONG & STORIES**

UNIT - I

STORY - OUR BODY

There's a boy named Bret. But Bret is sad because he has no head. His head is on elephant's back. His head is of oval shape and elephant gave him his head back. Now he has head but there is nothing on his head. He wants his eyes now eyes are in Jerry mouse's hands, Jerry gave him his eyes. Now what? He didn't have his nose now. Nose is triangular in shape and it is with Tom cat Tom gave nose to Bret. Now Bret needs mouth. His mouth was with kuni dog kuni gave him his mouth. Now what else he needs? Only ears. Jack donkey gave him his ears. Now Bret is very happy.

Moral : The moral of the story is our organs are most crucial.

SONG:

SONG - IF YOU'RE HAPPY

If you're happy
and you know it
If you're happy and you know it,
clap your hands.
If you're happy and you know it
clap your hands
If you're happy and you know it
then your face will surely show it.
If you're happy and you know it,
clap your hands.
If you're happy and you know it,
stamp your feet.
If you're happy and you know it,
then your face will surely show it.
If you're happy and you know it,

stamp your feet.
If you're happy and you know it,
shout, "Hurray!"
If you're happy and you know it,
shout, "Hurray!"
If you're happy and you know it,
then your face will surely show it.
If you're happy and you know it,
shout, "Hurray!"
If you're happy and you know it,
do all three
If you're happy and you know it,
then your face will surely show it,
If you're happy and you know it,
do all three.

HINDI

चींटी और टिड्डा

एक चींटी तथा एक टिड्डा मित्र थे। गर्मी की ऋतु में चींटी कठिन परिश्रम करती। वह अनाज का एक-एक दाना अपने घर में ले जाती।

लेकिन टिड्डा बहुत आलसी था। उसने पूरी गर्मी में सोने तथा आराम करने के सिवा कुछ नहीं किया।

कुछ समय बाद सर्दी की ऋतु आ गई। चींटी प्रसन्न थी क्योंकि उसके पास खाने के लिए पर्याप्त अनाज था। परन्तु टिड्डे के पास खाने के लिए कुछ नहीं था।

एक दिन टिड्डा चींटी के पास गया और उससे खाने के लिए कुछ माँगा। चींटी ने उससे पूछा, "तुम गर्मी में क्या कर रहे थे?" उसने कहा, मैं आराम कर रहा था। चींटी बोली, ठीक है, जो गर्मियों में आराम करते हैं वे सर्दियों में भूख मरते हैं। यह देखकर टिड्डे को भी अपनी गलती का एहसास हुआ और सोचने लगा कि अगर उसने भी समय रहते अपने लिए खाना जमा कर लिया होता तो उसे आज दाने-दाने का मोहताज नहीं होना पड़ता।

शिक्षा – आज जो कार्य करोगे उसका लाभ तम्हे कल के दिन अवश्य मिलेगा।

