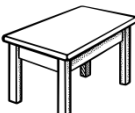


**DEWAN GLOBAL KIDS**  
**HALF YEARLY SYLLABUS 2019-20**  
**CLASS - U.K.G.**

**ENGLISH (WRITTEN):**


- C.V.C words (i, o, u) - use of consonant / vowel blends such as - 'th', 'ow', 'oe', 'oo', 'oa' and 'oi'
- Pair of words - Everything has a pair  
eg - Bat and ball.  
Table and chair
- Naming words - They are the specific words by which we address a specific thing Or these are names of Animals, People, Places and things.  
Animal - Lion  
People - Ram  
Places - Meerut  
Things - Cup
- Use of He/She  
eg. 1. He is a boy.  
2. She is a girl.
- Gender  
eg. Boy - Girl
- Use of noun of members as (Singular / Plural) One/Many  
eg. Table - Tables
- Rhyming words - The same sound words are called rhyming words.  
eg. Fish - Dish
- Making of small compound sentence with or without pictures.  
1. Girl - I am a Girl.  
2.  - Table is made of wood.
- Use of has/have.  
eg. 1. I have many books.

2. He has a pen.

- Choose the correct option.
- Dictation words.
- Use of 'It' - 'It' is used to tell about an object.

eg.  - It is a fish.

- Use of 'Is' - 'Is' may be used to ask question about an object.

eg.  Is this a bat?

Yes, it is a bat.

- 'Is' may also be used while replying about an object.  
eg. A pen and a pencil.
- Use of 'And' - 'And' is used to group different objects.  
eg. A pen and a pencil.

### **WORKSHET KIDS BOOK:**

- Sound of 'T' (Book Page No. 18 to 23)
- Sound of 'O' (Book Page No. 25 to 30)
- Sound of 'U' (Book Page No. 32 to 38)
- Read aloud (Book Page No. 40, 41)
- Use of 'Has/Have' (Book Page No. 83)
- Use of 'He/She' & 'Is' (Book Page No. 80 and 81)
- Use of 'And' (Book Page No. 46, 47)
- Use of 'It' (Book Page No. 61, 62)
- Use of 'Is' (Book Page No. 64, 65)
- Opposites (Book Page No. 88)

### **PHONIC DRILL:**

- Sound of vowel 'OO' words ((Book Page No. 6)
- Sound of vowel 'OA', 'OE' and 'OI' words (Book Page No. 8)
- Sound of vowel 'TH' words (Book Page No. 16)

### **COMPOSITION:**

- My Mother, My Father, My Brother, My Sister, My Teacher, A Cow, A Dog, A Lion, A Doctor.

### **ENGLISH ORAL:**

### **PHONIC DRILL:**

- 'OO' sound words (Book Page No. 5)
- 'OA', 'OE' and 'OI' sound words (Book Page No. 7)
- 'TH' sound words (Book Page No. 15)

## **WORKSHEET KIDS ENGLISH BOOK:**

- Use of 'Has/Have' (Book Page No. 82)
- Use of 'He/She' And 'Is' (Book Page No. 79)
- Use of 'And' (Book Page No. 45)
- Use of 'It' (Book Page No. 60)
- Use of 'Is' (Book Page No. 63)
- Opposites (Book Page No. 87)

## **RHYMES:**

1. The Dog says Bow - Bow
2. Animals
3. Oranges and Lemon
4. Little Pussy

## **SONG:**

- Five Little Fruits

## **STORY:**

1. The clever cap seller
2. The two beggar

## **SONG:**

### **FIVE LITTLE FRUITS**

Five little fruits jumping on the bed  
One fell off and bumped his head  
Mumma called the doctor and the doctor said  
No more fruits jumping on the bed.

Four little fruits jumping on the bed  
One fell off and bumped his head  
Mumma called the doctor and the doctor said  
No more fruits jumping on the bed.



Three little fruits jumping on the bed  
One fell off and bumped his head  
Mumma called the doctor and the doctor said  
No more fruits jumping on the bed.

Two little fruits jumping on the bed  
One fell off and bumped his head  
Mumma called the doctor and the doctor said  
No more fruits jumping on the bed.

One little fruits jumping on the bed  
One fell off and bumped his head  
Mumma called the doctor and the doctor said  
Put those fruits right to bed.

**DEWAN GLOBAL KIDS**  
**HALF YEARLY SYLLABUS 2019-20**  
**CLASS - U.K.G.**

**HINDI (WRITTEN):**

- आ (।) की मात्रा का पुर्नअभ्यास
- इ, ई, उ, ऊ की मात्रा के शब्द  
उदाहरण - इ “कि से नि” तथा “पि से हि”
- वर्णों का मेल - अक्षरों के साथ ‘इ’, ‘ई’, ‘उ’, ‘ऊ’ की मात्रा लगाकर शब्द बनाए।  
जैसे ि + क + स + । + न = किसान  
घ + ड + । + = घड़ी
- वाक्य बनाओ-चित्र और शब्दों को देखकर छोटे-छोटे वाक्य बनाओ। (ई, ई, उ, ऊ)  
१.  - दिन निकल आया।  
२. गुडिया - गुडिया से खेल।
- चित्र देखकर शब्द लिखो व उचित मात्रा लगाओ।  
 - कुटिया
- रिक्त स्थानों की पूर्ति करो।  
जैसे - सुमन इधर आ।
- शरीर के अंगों के नाम (ई, ई, उ, ऊ की मात्रा वाले)  
जैसे - घुटना
- सब्जियों के नाम (इ, ई, उ, ऊ की मात्रा वाले)  
जैसे - आलू
- रंगों के नाम (इ, ई, उ, ऊ की मात्रा वाले)  
जैसे - नीला, पीला
- इमला (इ, ई, उ, ऊ की मात्रा वाले)

### स्वर ज्ञान:

- 'इ' की मात्रा का अभ्यास पृष्ठ संद १५, १६, १७, १८
- 'ई' की मात्रा का अभ्यास पृष्ठ संद २२, २३, २४, २५
- 'उ' की मात्रा का अभ्यास पृष्ठ संद २७, ३०, ३१, ३२, ३३
- 'ऊ' की मात्रा का अभ्यास पृष्ठ संद ३७, ३८, ३९, ४०

### भ्रष्टक ; वास्त्र

- 'इ' की मात्रा का अभ्यास (पृष्ठ संद १२ से १४)
- 'ई' की मात्रा का अभ्यास (पृष्ठ संद १६ से २१)
- 'उ' की मात्रा का अभ्यास (पृष्ठ संद २६, २८, २९)
- 'ऊ' की मात्रा का अभ्यास (पृष्ठ संद ३४ से ३६)

### कविताएँ:

१. लाल टमाटर
२. चिड़िया बोली
३. सुंदर मोर
४. सब्जी खाओ

### कहानी:

- तालाब में चाँद
- प्यासा कौआ

**DEWAN GLOBAL KIDS**  
**SYLLABUS 2019-20**  
**CLASS - U.K.G.**

**MATHS (WRITTEN):**

- Counting (180 to 350)
- Backward Counting (350 to 101)
- Number Names (30 to 70)

eg : 30 - Thirty, 31 - Thirty One

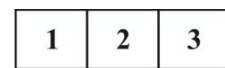
- What comes after, before, between.



1 comes before 2



3 comes after 2



3 comes in between 1 and 3

- Put the correct sign  $>$ ,  $<$  or  $=$

eg :  $15 \leq 17$

$45 = 45$

- Skip counting by 4s, 5s - To skip count you add the same number over and over.

eg : Skip counting by 5's -

2	3	4	5	6	7
8	9	10	11	12	13
14	15	16	17	18	19

- Table 2 to 6
- Dodging tables 2 to 6
- Ordinal numbers - Ordinal numbers tell us about order or position.



Star stand on first position.

Tree stands on second position

Sun stands on third position.

- Dodging numbers

### **MATH MADE FUN B:**

- What comes before, after, between (Book Page No. 14, 15, 31, 32 (Write the number before, after & between) and 40.
- Put the correct sign (Book Page No. 16, 17 and 29)
- Number names (Book Page No. 30, 40 (Circle the correct numeral)
- Ordinal numbers (Book Page No. 20 and 21)
- Count by 2s (Book Page No. 62)
- Tables 2 to 5

### **MATHS (ORAL):**

- Counting 0 to 350
- Backward Counting (350 to 0)
- Number names 30 to 70
- Table 2 to 6
- Dodging Tables 2 to 6

**DEWAN GLOBAL KIDS**  
**SYLLABUS 2019-20**  
**CLASS - U.K.G.**

**G.K. (WRITTEN):**

- Insects/Reptiles - Living insects in the garden are called garden creatures like.  
Bee, Butterfly, Ant etc.
- Fruits Name - The sweet and fleshy product of a tree or other plant that contain seed.  
eg : Apple, Mango etc.
- Vegetables Name - These are parts of plants that are eaten by humans as food as part of a meal.  
eg : Cabbage, Potato etc.
- Community Helpers : These are the people who help us.  
eg - Postman, Doctor etc.
- Pet / Domestic, Wild animals - A 'Pet' is an animal that you keep in your home.  
eg - Dog etc.
- 'Wild' animals are those which live in forest.  
eg- Lion, Tiger etc.
- Festivals - A festival is a gathering of people to celebrate something.  
eg - Diwali, Holi etc.
- Plants - Plants gives various things to us like fruits, vegetables etc.  
eg - Mango Tree, Banana Tree etc.
- Fill in the blanks.
- One word answer.
- Tick the right answer.
- True / False
- Jumbled Words.

**CONCEPT BOOK:**

- Insects and Reptiles (Book Page No. 40)
- Fruits (Book Page No. 29, 30)



- Vegetables (Book Page No. 27, 28)
- Community Helpers (Book Page No. 12)
- Pet, Domestic, Wild Animals (Book Page No. 37 to 39)
- Festivals (Book Page No. 56 to 60)
- Plants (Book Page No. 22 to 24)

**G.K. (ORAL):**

**CONCEPT BOOK:**

- Insects and Reptiles (Book Page No. 40)
- Fruits (Book Page No. 29, 30)
- Vegetables (Book Page No. 25 to 28)
- Community Helpers (Book Page No. 12)
- Pet, Domestic, Wild Animals (Book Page No. 37 to 39)
- Festivals (Book Page No. 56 to 60)
- Plants (Book Page No. 22 to 24)

**ART & CRAFT**

- Book Page No. 9 to 16

**DEWAN GLOBAL KIDS  
SYLLABUS 2019-20  
CLASS - U.K.G.**

**STORIES:**

**THE CLEVER CAP SELLER**

One day a poor cap seller was so tired, than he went to sleep under a tree. While he slept, the monkeys opened his bundle of caps and wore them when the cap-seller awoke, he saw that the monkeys had stolen his caps. Hey there, Those are my caps. The monkeys only grinned and shook their fist at him. These gave him a clever idea. He threw his own cap on the ground. All the monkey's then, threw their caps on the ground. The cap-seller smiled to himself, collected his caps and tied them up in to his bundle, again. Moral : There is always a way out of every difficulty.

**THE TWO BEGGARS**

Two beggars used to sit near the temple gates every day, to beg for money and food. Ganpat was blind and could not see. Govind was lame and could not walk. One day, they heard that a rich man was having. A Big Feast for the beggars. "Govind", said Ganpat, "I will carry on your back, if you will lead the way. "So Ganpat carried Govind on his back, and they both went to the feast. How happy they were! Moral : We must always try to help one another.

**HINDI**

**तालाब में चाँद**

एक बार बंदरों ने तालाब में चमकता चाँद देखा उन्हें चाँद को पकड़ने की सूझी। उनमें से एक बंदर ने उपाय सोचा। वह चाँद पकड़ने को कूदा। पर चाँद हाथ नहीं आया।

“:अरे! कहाँ गायब हो गया चाँद? लगता है मेरे कूदने से डर गया।” फिर सबने मिलकर एक योजना बनाई। चलो एक-दूसरे का हाथ पकड़कर लटकते हैं और धीरे-से पकड़ते हैं चाँद को।” तभी अचानक डाल टूट गई और सब गिरे-धडाम्।

**कविता**

**प्यासा कौवा**

गर्मी के महीने में एक प्यासा कौवा पानी की तालाश में इधर-उधर उड़ रहा था। अचानक उसने एक जग में थोड़ा पानी देखा। उसने जग का पानी पीने की कोशिश की लेकिन पानी कम होने के कारण वह पानी नहीं पी सका।

उसे एक युक्ति सूझी। वह कही से छोटे-छोटे कंकर के टुकड़े ले आया और जग में डालने लगा। जैसे ही पानी का स्तर ऊपर आया। कौवे ने अपनी प्यास बुझाई और उड़ गया।

शिक्षा : हमें इस कहानी से यह शिक्षा मिलती है कि मेहनत का फल मीठा होता है।